



Scavenger Hunt Details

1. The classroom teacher will receive a package of worksheets. Please pair up the students and hand out one copy of a worksheet per pair. There are three versions of the scavenger hunt.
2. Each pair of students will complete two activity stations, follow directions and find a plant that they will then draw and answer three questions.
3. The teachers at the activity stations will initial in the box provided that the pair have completed the activity. The classroom teacher will initial the plant search and question boxes and hand th



Chestnut Tree: The sweet chestnut tree was eaten as a good source of vitamin c. It also has more starch than a potato and is also a source of fructose. Not to be mistaken with the poisonous horse chestnut which has five leaves on one stalk as opposed to the one leaf per stock for the sweet chestnut tree.

Scavenger Hunt


Worksheet

Activity 1— Buffalo Wheel

Activity 2— Frog/Crab Race

Activity 3— Plant Search

Plant Drawing



Plant Drawing



Scavenger Hunt

Worksheet

Activity 1— Salmon Catch & Release

Activity 2— Bear Push

Activity 3— Plant Search

Follow the directions to find the description of the plant you will search for. Draw the plant on the back of this sheet.

From the library entrance walk East past the pavilion toward the hedge. Look for the 3 coniferous trees standing together. (Hint: they look like Christmas trees)

What does the plant feel like?:


Does it have a smell?:

Activity 4— Answer the following question as best as you can.

What do you think Indigenous people used the plant for?

Please make sure that all of your boxes have been initialed by a teacher. Once completed please hand it in to your classroom teacher who will give you two puzzle pieces.

Plant Drawing





Frog Leaf





Ferns

Sword Bracken Maidenhair

Find one of these ferns and draw it. Please do not forget to label it's name on your drawing.



Chestnut Tree



Station Details

There are 6 stations set up in the courtyard. Each class has been assigned two stations that they will visit for 45 minutes each. The stations are as follows:

Circle Weaving	Karla Gamble
Indigenous Languages in the City	Brandi Price
Indigenous Teas	Ditta Cross
Indigenous Plant Walk in Central Park	Mary Hotomanie
ShiShiEtko and Medicine Bags	Tracy Healy
Storybaskets	Jessica Methven